

SYSTEM		24
SERIES	LYRICAL MUSE I	36
	LYRICAL MUSE II	38
	LYRICAL MUSE III	40
	LYRICAL ODE II	42
	LYRICAL ODE III	44
TYPES		
TPOLOGIES	FIXED	48
	SLIDING	50
	POCKET	56
	CORNER	60
CUSTOMISATION	COLOUR	68
	LOCK	69
	INTEGRATED DRAINAGE SYSTEM	70
	INTERLOCK SYSTEM	72
	SLIDING SHUTTERS	74
	GRP PROFILE	75
	MOTORIZATION	78

EXPERIENCE LIVING IN A WORK OF ART







Light and sources of natural light are some of the themes most deeply addressed by contemporary architecture, with a direct impact on the quality of life and the production of emotions for those who enjoy their new spaces. The window is, as a consequence, one of the most inspiring elements in the architect's creative process.

LYRICAL designed a line of minimalist works of art capable of adding value to space, supported by advanced technology and sustainability values, divided into two series: LYRICAL MUSE and the evolutionary LYRICAL ODE.

**IMAGINE A WINDOW THAT IS NOT JUST A FUNCTIONAL PART
OF A BUILDING, BUT A TRUE WORK OF ART**





The LYRICAL concept establishes a relationship of trust between creators and production and is based on rigour, sophistication, adaptability and customization. The result is innovative, high-performance minimalist windows for elegant urban environments.

LYRICAL is about art, subtlety and a disruptive vision of the world, believing that the spaces we inhabit define our way of life and the way we see reality. They are more than functional: they inspire and uplift.

**METICULOUSLY CRAFTED FOR PRECISION AND ELEGANCE
IN ALL ASPECTS, PROVIDING SIMPLICITY AND REFINEMENT
IN EVERY DETAIL**








Melodic balance is a common denominator in LYRICAL products, conceived by the art of renowned architects who treat design like composers treat their scores, chords and rhythms and evolve them to the limit of perfection. They are works of art that envelop us in a transparent way. They are sources of light and well-being, supported by rigour.

A CLEAR MASTERPIECE





A BYSTEEL FS BRAND

LYRICAL is a bysteel fs brand, a specialist in innovative façade solutions and construction systems in aluminum, steel and glass. This connection strengthens LYRICAL's commitment with excellence, combining its sophisticated design and advanced technology with the technical know-how and consolidated experience of the group.

bysteel fs operates in global markets, with a consolidated presence in Europe, Middle East, Africa and North America, where it has been developing landmark projects in collaboration with renowned architects and construction companies. Recognized for its capacity to execute customised and complex projects, bysteel fs offers high performance solutions that combine functionality, aesthetics and durability. Focused on innovation and sustainability, bysteel fs invests in production processes of excellence and cutting-edge technology, ensuring results that answer to the demands of contemporary architecture and more challenging constructions.

Being part of bysteel fs allows LYRICAL to develop window solutions that combine performance, functionality and aesthetics, offering products tailored to the architectural demands and contributing to high quality and rigorous projects around the world.

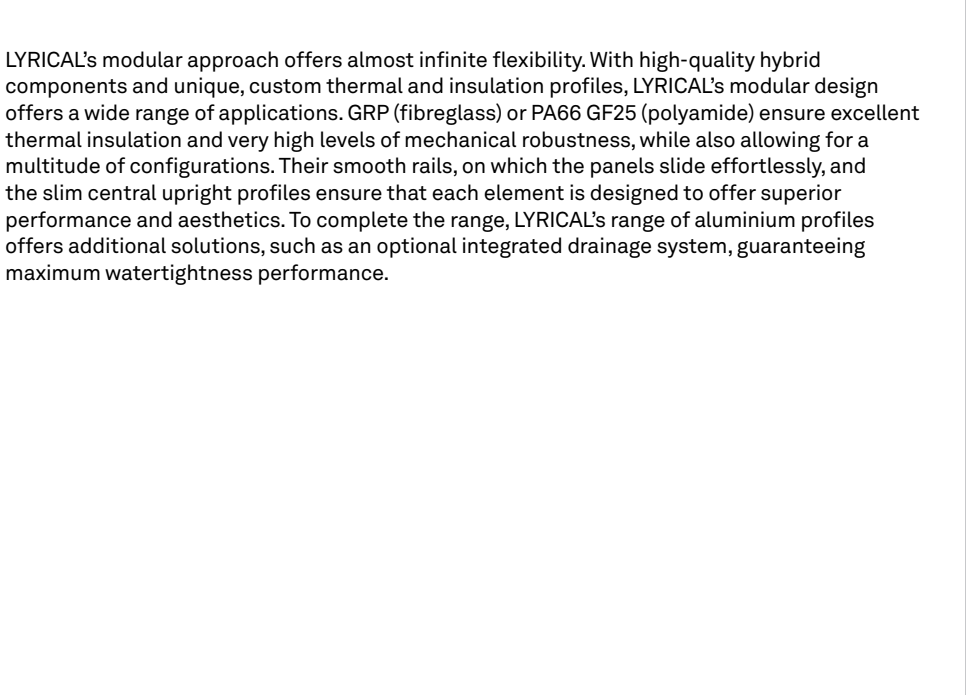

SYSTEM



EXCLUSIVE DESIGN


LYRICAL windows are not just a functional part of a building, but true works of art meticulously crafted to deliver precision, rigour and elegance in every aspect, offering simplicity and refinement in every detail. LYRICAL's distinctive elements give your space personality and exclusivity. LYRICAL design can be customised to perfectly align with the architecture or options of construction, ensuring buildings become genuine expressions of personal style while maintaining full functionality.





MODULAR FLEXIBILITY

LYRICAL's modular approach offers almost infinite flexibility. With high-quality hybrid components and unique, custom thermal and insulation profiles, LYRICAL's modular design offers a wide range of applications. GRP (fibreglass) or PA66 GF25 (polyamide) ensure excellent thermal insulation and very high levels of mechanical robustness, while also allowing for a multitude of configurations. Their smooth rails, on which the panels slide effortlessly, and the slim central upright profiles ensure that each element is designed to offer superior performance and aesthetics. To complete the range, LYRICAL's range of aluminium profiles offers additional solutions, such as an optional integrated drainage system, guaranteeing maximum watertightness performance.







TOP PERFORMANCE


LYRICAL windows are designed to exceed customer expectations in terms of performance. With a special focus on thermal efficiency, LYRICAL systems are ideal for even the coldest climates, ensuring the same effectiveness and excellent performance in hot and humid climates. They are completely watertight, thanks to the efficient drainage system that all LYRICAL windows have. For specific situations, performance can be further improved through an optional integrated drainage system. Finally, the wind resistance of LYRICAL systems is unparalleled, thanks to the range of central interlocks that can be adapted to meet even the most strict requirements, as is the case in towers and buildings erected in coastal and more exposed areas.



SERIES

LYRICAL MUSE I

IDEAL FOR INDOORS AND OUTDOORS IN WARM CLIMATES, THIS FRAME OFFERS A HYPER-MINIMALIST SOLUTION FOR ANY SPACE.

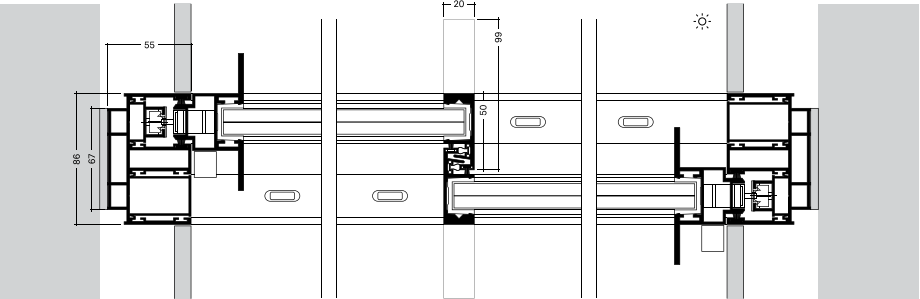


Discover the simplicity and elegance of the LYRICAL MUSE I system. Designed for both indoor and outdoor environments in hot climates, this hyper minimalist solution adapts to any space. With acoustically treated glass, it is perfect for internal fixed or sliding partitions, providing tranquility and ambience, in perfect aesthetic harmony. Its modular structure was created to allow easy customisation and adaptation to different project configurations, making it a versatile choice for architects and interior designers.

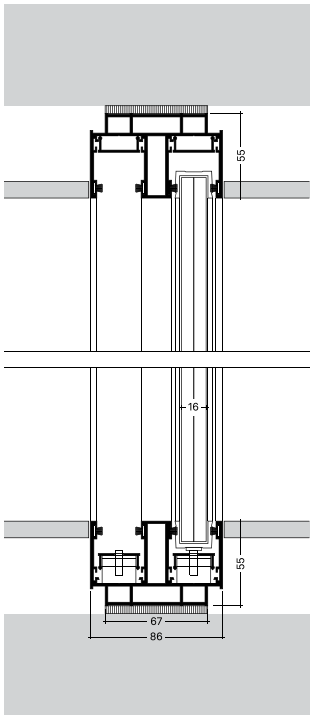
TYPLOGIES

	FIXED	SLIDING	POCKET	CORNER
FLAT	▪	▪	▪	▪
CURVED	▪	▪	▪	▪
MONORAIL	▪	▪	▪	▪
BIRAIL	▪	▪	▪	▪
TRIRAIL	▪	▪	▪	▪

HORIZONTAL SECTION
SCALE 1:5



VERTICAL SECTION
SCALE 1:5



LYRICAL MUSE II

A HYBRID SYSTEM THAT ELEGANTLY COMBINES MATERIALS SUCH AS ALUMINUM, POLYAMIDE AND FIBREGLASS, OFFERING SUPERIOR THERMAL PERFORMANCE AND MAXIMUM EFFICIENCY.



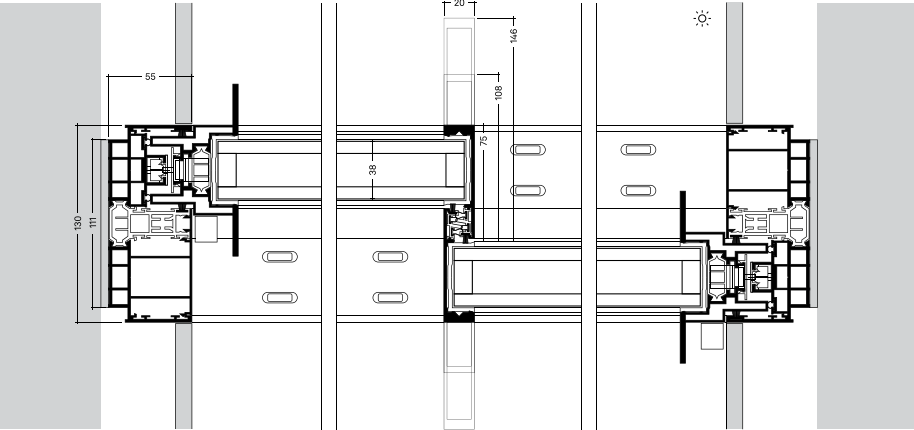
PERFORMANCE	THERMAL TRANSMITTANCE ($U_g = 1.0$)	$U_w = 1,22 \text{ W/m}^2\text{K}$ (EN 10077)
	AIR PERMEABILITY	CLASS 4 (EN 12207)
	WATER TIGHTNESS	E750 (EN 12208)
	WIND LOAD RESISTANCE (Standard interlock)	A5 (EN 12210)
	SOUND INSULATION	$R_w 41 \text{ dB}$ (EN ISO 717-1)
	SECURITY	RC2 / WK2 (EN 1628, 1629, 1630)

Explore ultimate thermal performance with the LYRICAL MUSE II hybrid system. It combines materials such as aluminium, polyamide and fibreglass to offer superior thermal results and maximum efficiency. Designed to maximise the glass area and mitigate opaque profiles, it offers versatile solutions for façades with multiple operable glazing. In addition to exceptional thermal insulation performance, it guarantees top-notch airtightness, wind resistance, air permeability, intrusion resistance and acoustic attenuation. Its reinforced structure allows the integration of advanced automation and security technologies, offering an extra level of comfort and protection to users. Ideal for any architectural project.

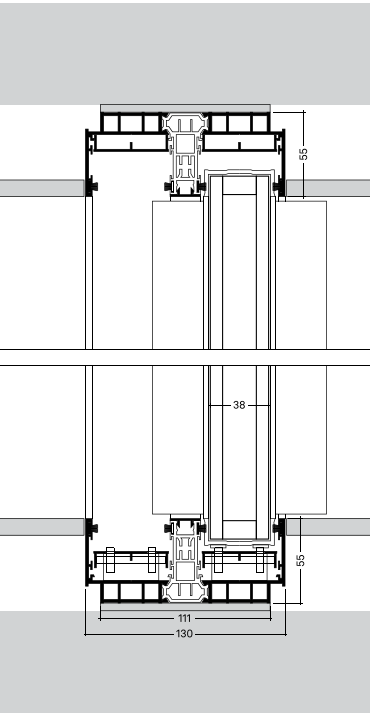
TYPOLOGIES

	FIXED	SLIDING	POCKET	CORNER
FLAT	▪	▪	▪	▪
CURVED	▪	▪	▪	▪
MONORAIL	▪	▪	▪	▪
BIRAIL	▪	▪	▪	▪
TRIRAIL	▪	▪	▪	▪

HORIZONTAL SECTION SCALE 1:5



VERTICAL SECTION SCALE 1:5



LYRICAL MUSE III

FOR COLDER CLIMATES, THIS SYSTEM IS CAPABLE OF THICKNESSES UP TO 52 MM AND FOR THE USE OF TRIPLE HYPER-INSULATED GLASS.

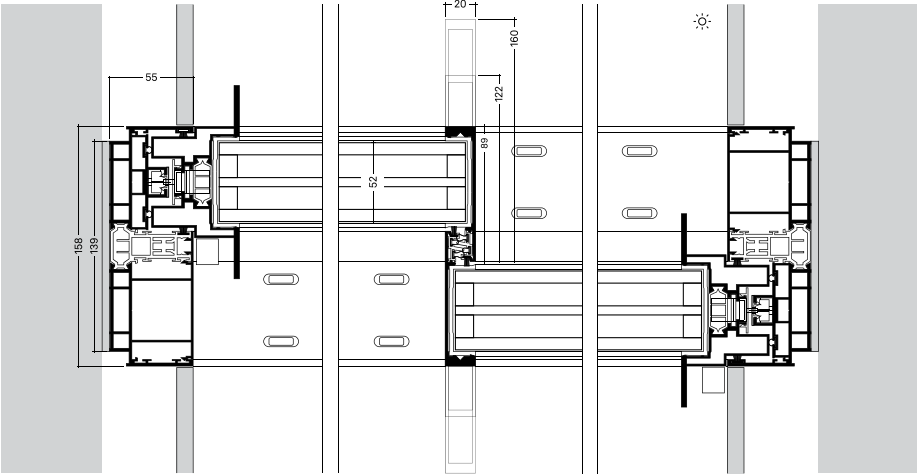


PERFORMANCE	THERMAL TRANSMITTANCE ($U_g = 0.5$)	$U_w = 0,72 \text{ W/m}^2\text{K}$ (EN 10077)
	AIR PERMEABILITY	CLASS 4 (EN 12207)
	WATER TIGHTNESS	E750 (EN 12208)
	WIND LOAD RESISTANCE (Standard interlock)	A5 (EN 12210)
	SOUND INSULATION	$R_w 44 \text{ dB}$ (EN ISO 717-1)
	SECURITY	RC2 / WK2 (EN 1628, 1629, 1630)

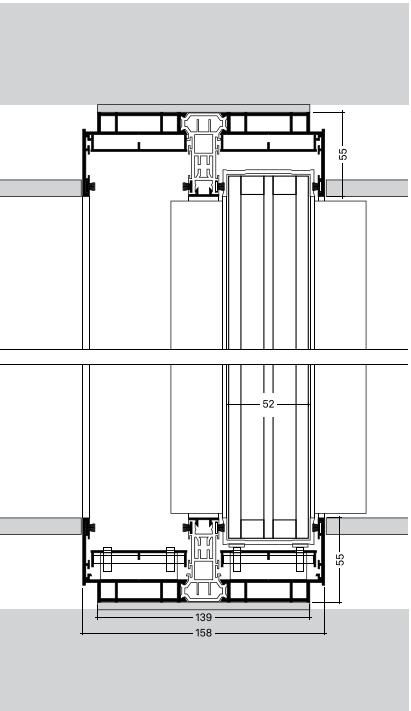
Enjoy the use of triple hyper-insulated glass up to 52 mm, which makes this system ideal for colder climates. It provides more comfortable and very energy efficient indoor environments. Its robust structure guarantees durability and resistance, while its versatility allows the integration of maximum performance glass, capable of managing internal heat temperature, solar control and acoustic attenuation. In addition to these excellent features, it goes even further in terms of security against intrusions. The LYRICAL MUSE III system allows the use of large-scale glass panels, with dimensions up to 12 meters high, in fully operable glazed panels that slide smoothly. With high technology and elegant design, the LYRICAL MUSE III system is the ideal choice for those looking for high performance and sophistication.

TYPOLOGIES	FIXED	SLIDING	POCKET	CORNER
FLAT	▪	▪	▪	▪
CURVED	▪	▪	▪	▪
MONORAIL	▪	▪	▪	▪
BIRAIL	▪	▪	▪	▪
TRIRAIL	▪	▪	▪	▪

HORIZONTAL SECTION
SCALE 1:5



VERTICAL SECTION
SCALE 1:5



LYRICAL ODE II

ITS MODULAR STRUCTURE ALLOWS THE INTEGRATION OF CONCEALED DRAINAGE SYSTEMS, PROVIDING AN EVEN MORE PERSONALISED AND COMFORTABLE USER EXPERIENCE.



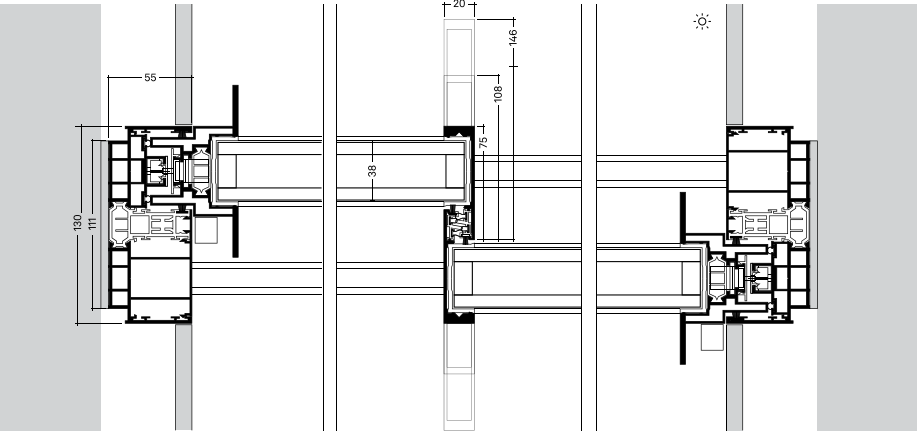
PERFORMANCE	THERMAL TRANSMITTANCE ($U_g = 1.0$)	$U_w = 1,28 \text{ W/m}^2\text{K}$ (EN 10077)
	AIR PERMEABILITY	CLASS 4 (EN 12207)
	WATER TIGHTNESS	E750 (EN 12208)
	WIND LOAD RESISTANCE (Standard interlock)	A5 (EN 12210)
	SOUND INSULATION	$R_w 41 \text{ dB}$ (EN ISO 717-1)
	SECURITY	RC2 / WK2 (EN 1628, 1629, 1630)

Experience evolution with the LYRICAL ODE II system, which combines all the advantages of the LYRICAL MUSE II system with fully recessed tracks below ground level. This system offers architectural solutions for continuity, without interruptions, between the interior and exterior, opening up the space without visible barriers. With easily removable profiles for the maintenance of the recessed tracks, it is designed to be a practical and aesthetically appealing solution for any project. Its modular structure allows the integration of hidden drainage systems, providing an even more personalised and comfortable user experience.

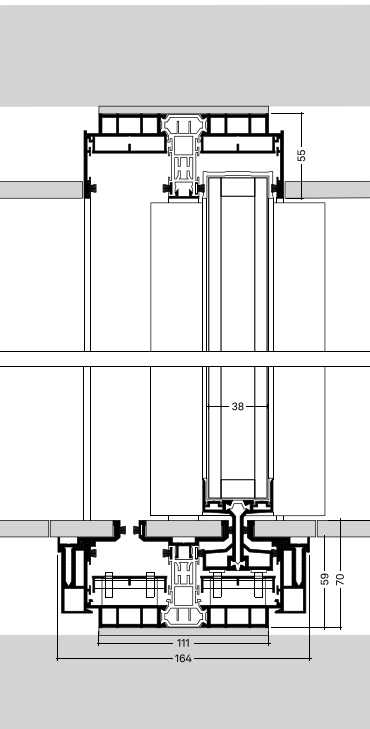
TYPOLOGIES

	FIXED	SLIDING	POCKET	CORNER
FLAT	▪	▪	▪	▪
CURVED	▪	▪	▪	▪
MONORAIL	▪	▪	▪	▪
BIRAIL	▪	▪	▪	▪
TRIRAIL	▪	▪	▪	▪

HORIZONTAL SECTION SCALE 1:5



VERTICAL SECTION SCALE 1:5



LYRICAL ODE III

FOR THOSE WHO WANT TO ENTER THE FUTURE OF HIGH PERFORMANCE GLAZING, THIS SYSTEM OFFERS AN ELEGANT DESIGN AND THE MOST ADVANCED TECHNOLOGY.



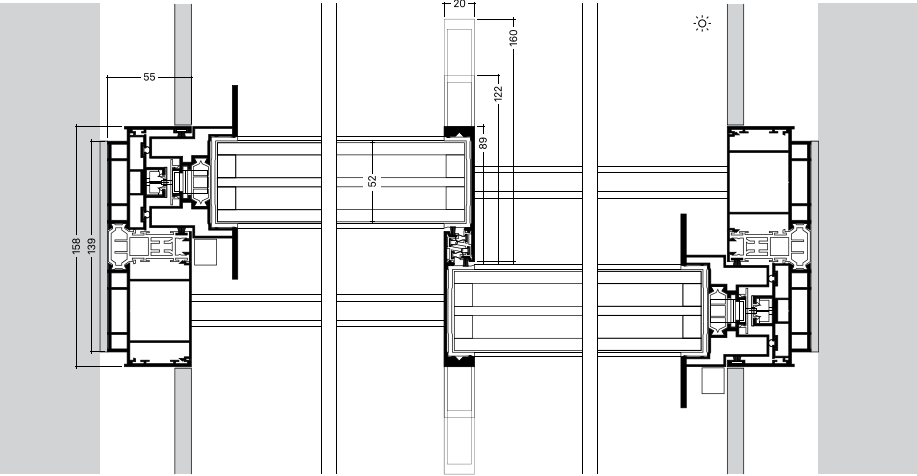
PERFORMANCE	THERMAL TRANSMITTANCE ($U_g = 0.5$)	$U_w = 0,78 \text{ W/m}^2\text{K}$ (EN 10077)
	AIR PERMEABILITY	CLASS 4 (EN 12207)
	WATER TIGHTNESS	E750 (EN 12208)
	WIND LOAD RESISTANCE (Standard interlock)	A5 (EN 12210)
	SOUND INSULATION	$R_w 44 \text{ dB}$ (EN ISO 717-1)
	SECURITY	RC2 / WK2 (EN 1628, 1629, 1630)

Experience the evolution of the LYRICAL MUSE III system with LYRICAL ODE III. With capacity for glass up to 52 mm thick, it offers the same benefits as the LYRICAL MUSE III hyper-insulated triple glazing, but with the advantage of being supported by an even more versatile and adaptable structure, allowing the sill profile to be completely hidden. Its seamless integration with automation systems and climate control glazing provides an exemplarily comfortable and personalized user experience. Using advanced technology and high-end design, the LYRICAL ODE III system represents the future of high-performance glazing, combining innovation with functionality.

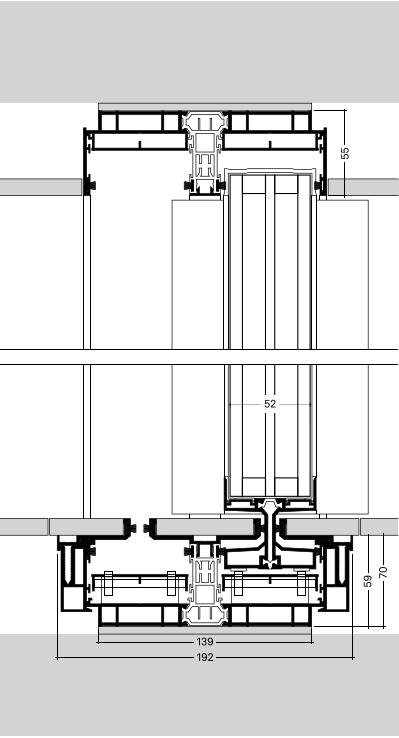
TYPOLOGIES

	FIXED	SLIDING	POCKET	CORNER
FLAT	▪	▪	▪	▪
CURVED	▪	▪	▪	▪
MONORAIL	▪	▪	▪	▪
BIRAIL	▪	▪	▪	▪
TRIRAIL	▪	▪	▪	▪

HORIZONTAL SECTION SCALE 1:5



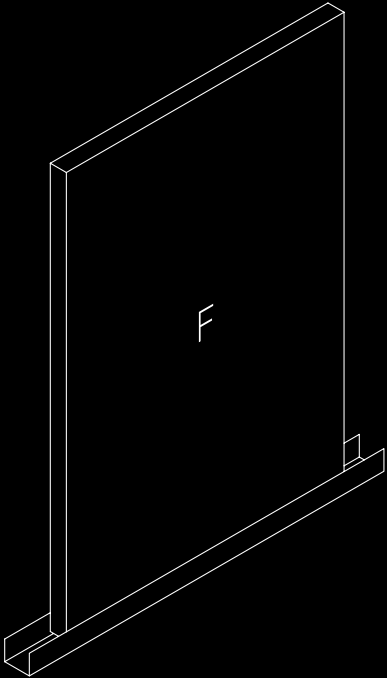
VERTICAL SECTION SCALE 1:5



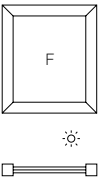
TYPES

FIXED

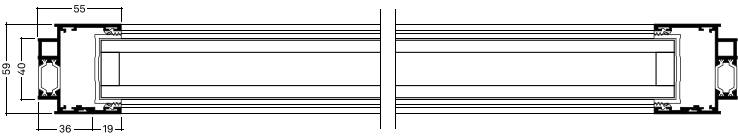
FIXED
MONORAIL



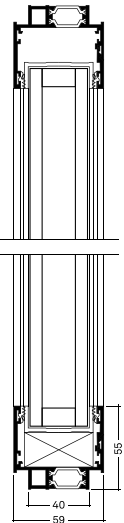
FIXED
MONORAIL



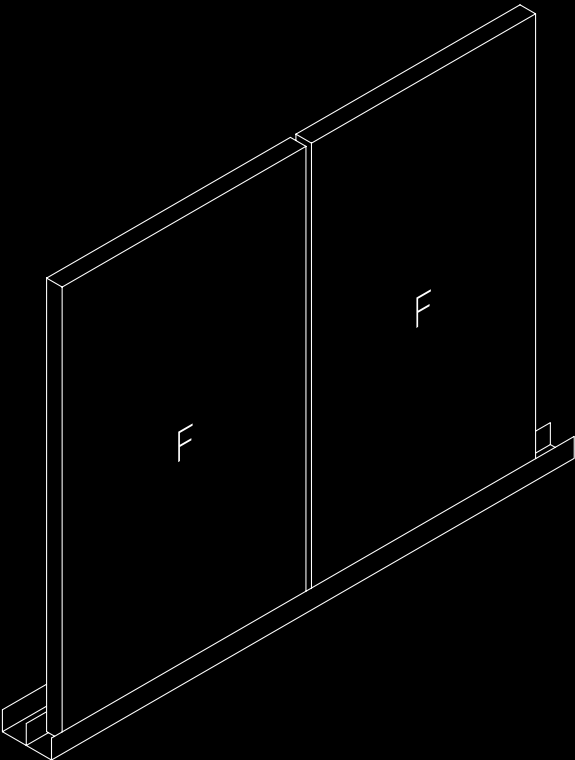
HORIZONTAL SECTION
SCALE 1:5



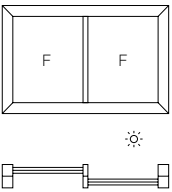
VERTICAL SECTION
SCALE 1:5



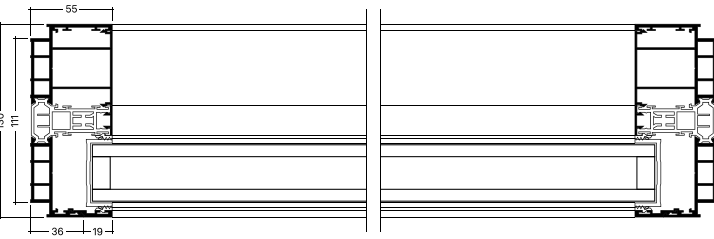
FIXED
BIRAIL




FIXED
BIRAIL



HORIZONTAL SECTION
SCALE 1:5

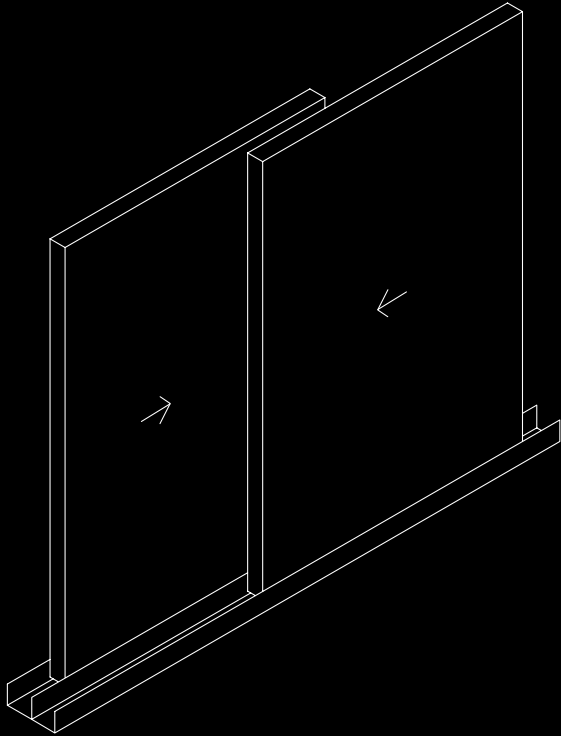


VERTICAL SECTION
SCALE 1:5

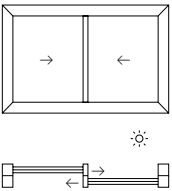


SLIDING

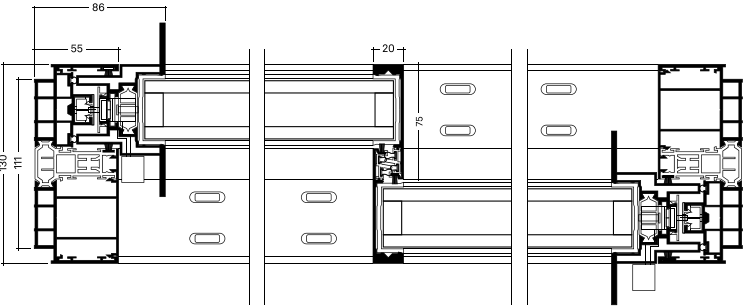
SLIDING
BIRAIL



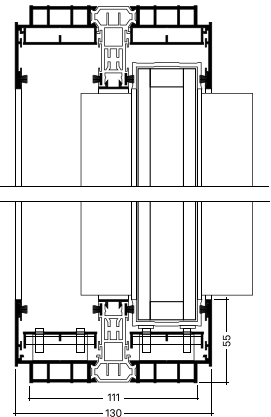
SLIDING
BIRAIL



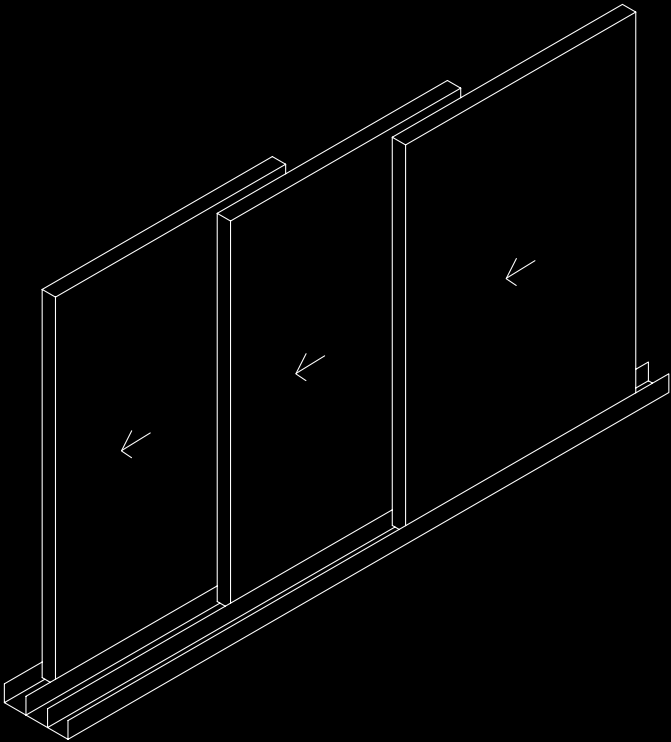
HORIZONTAL SECTION
SCALE 1:5



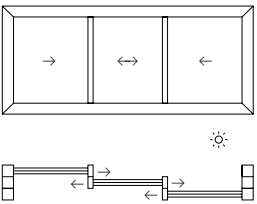
VERTICAL SECTION
SCALE 1:5



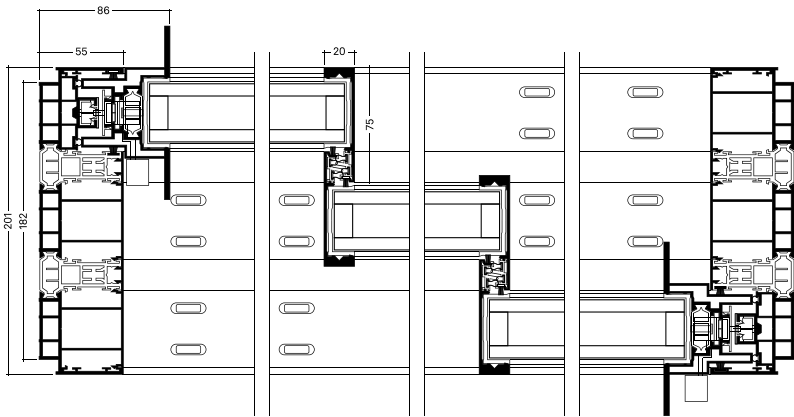
SLIDING
TRIRAIL



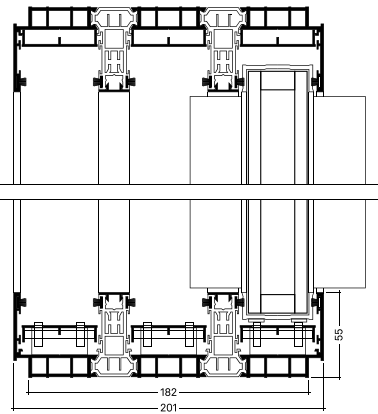
SLIDING
TRIRAIL



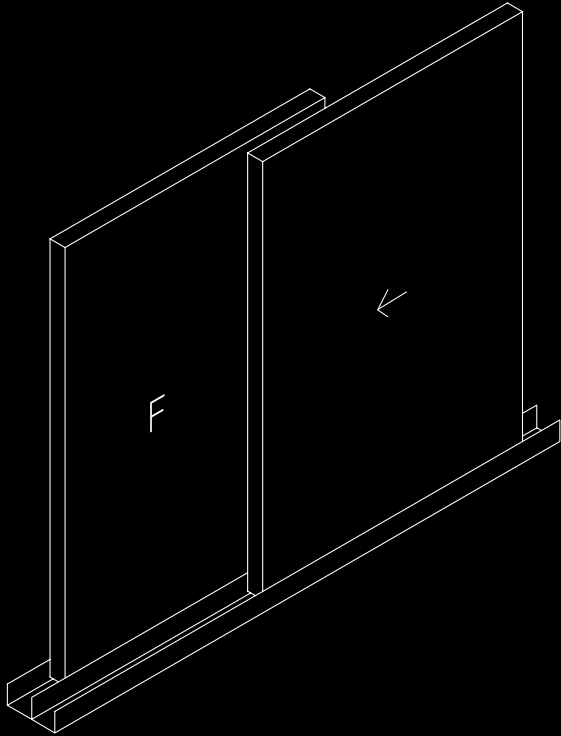
HORIZONTAL SECTION
SCALE 1:5



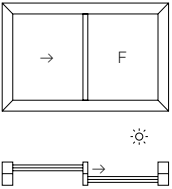
VERTICAL SECTION
SCALE 1:5



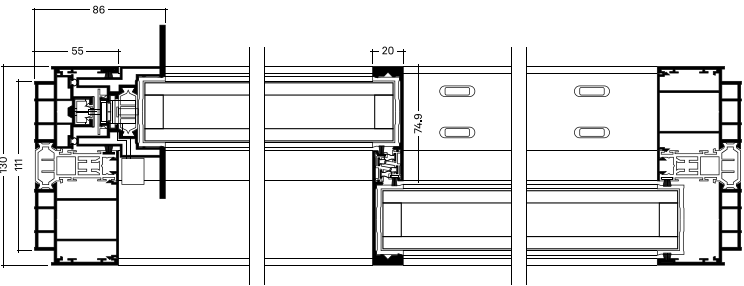
SLIDING AND FIXED
BIRAIL



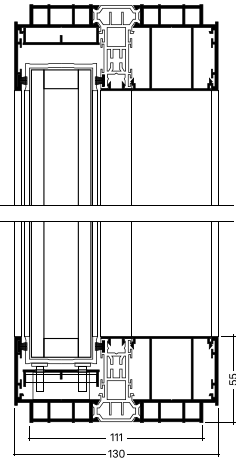
SLIDING AND FIXED
BIRAIL



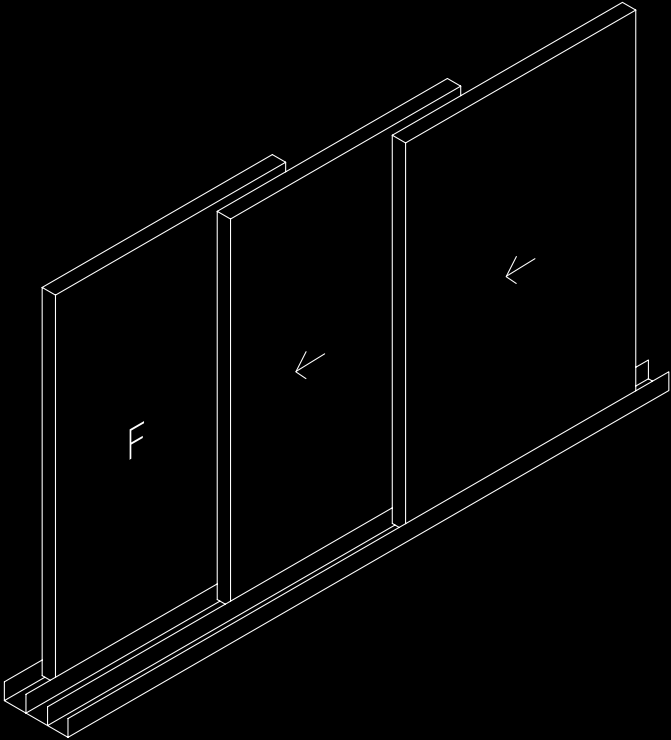
HORIZONTAL SECTION
SCALE 1:5



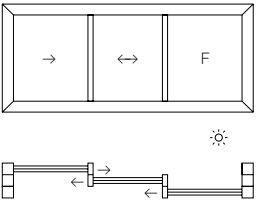
VERTICAL SECTION
SCALE 1:5



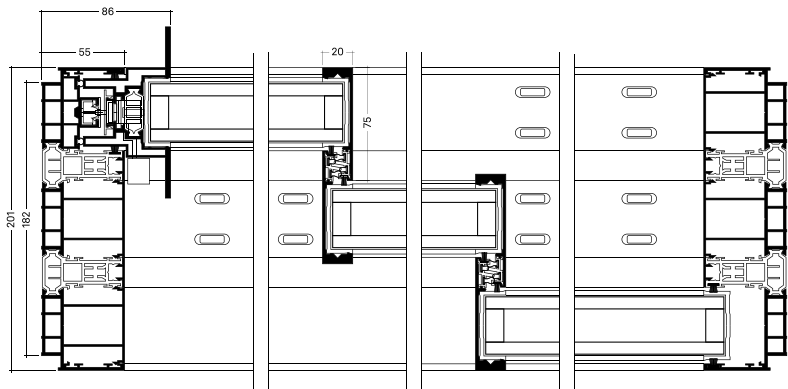
SLIDING AND FIXED
TRIRAIL



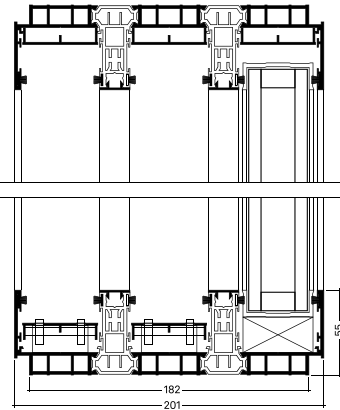
SLIDING AND FIXED
TRIRAIL

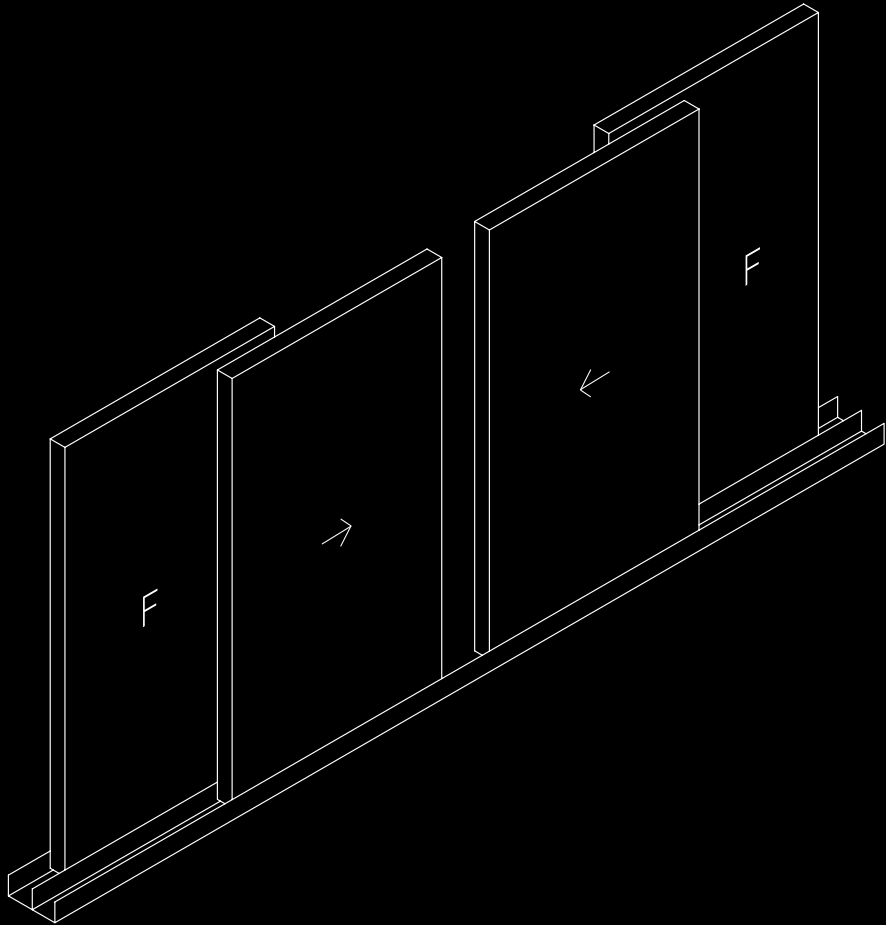


HORIZONTAL SECTION
SCALE 1:5

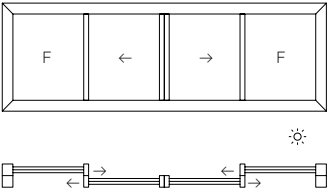


VERTICAL SECTION
SCALE 1:5

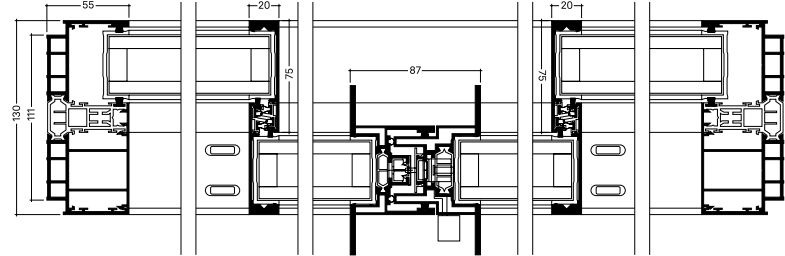





SLIDING AND FIXED
BIRAIL



HORIZONTAL SECTION
SCALE 1:5

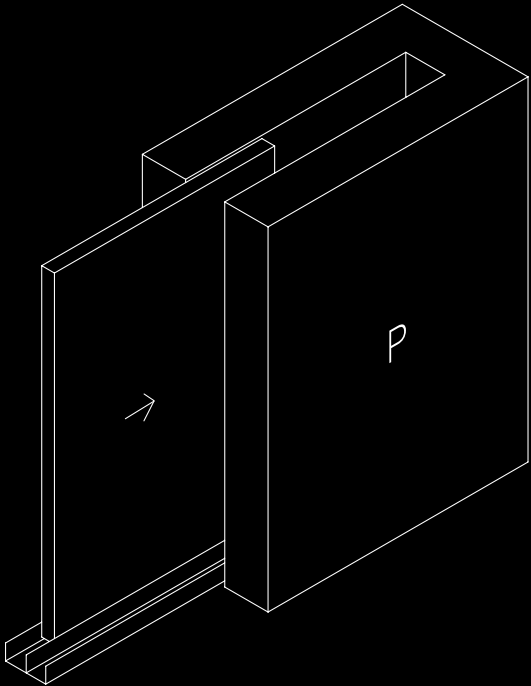


VERTICAL SECTION
SCALE 1:5

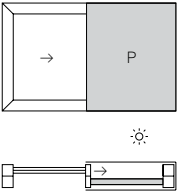


POCKET

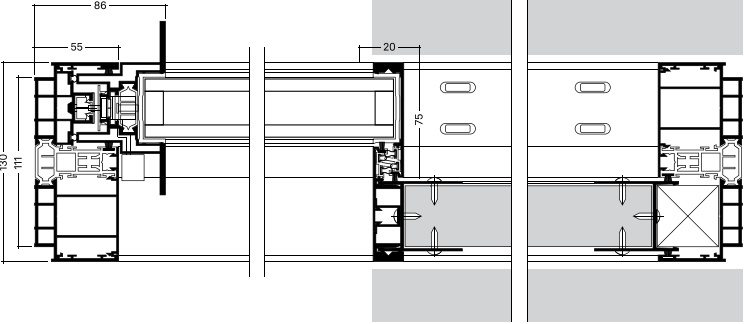
SLIDING POCKET
BIRAIL




SLIDING POCKET
BIRAIL



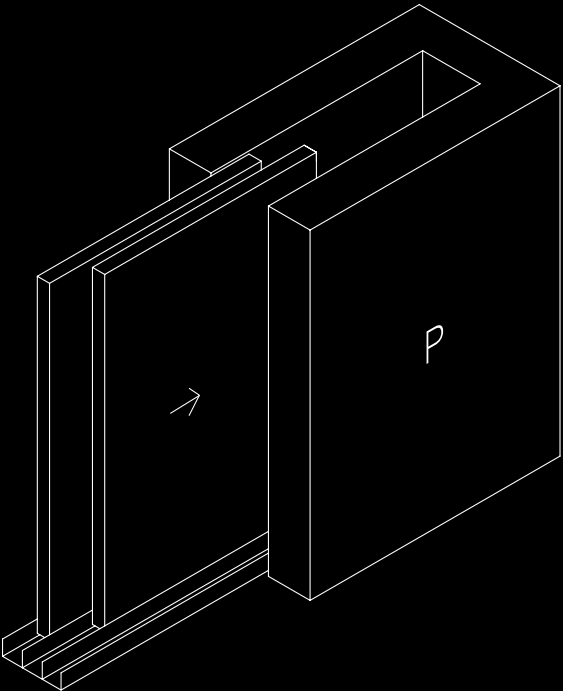
HORIZONTAL SECTION
SCALE 1:5



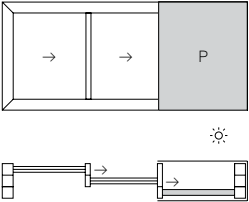
VERTICAL SECTION
SCALE 1:5



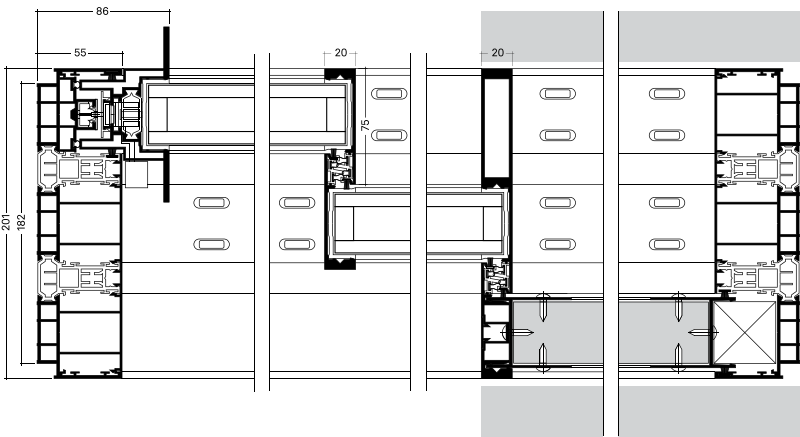
SLIDING POCKET
TRIRAIL



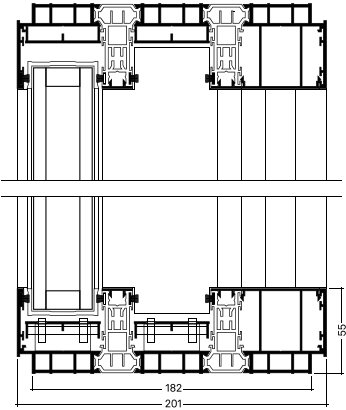
SLIDING POCKET
TRIRAIL



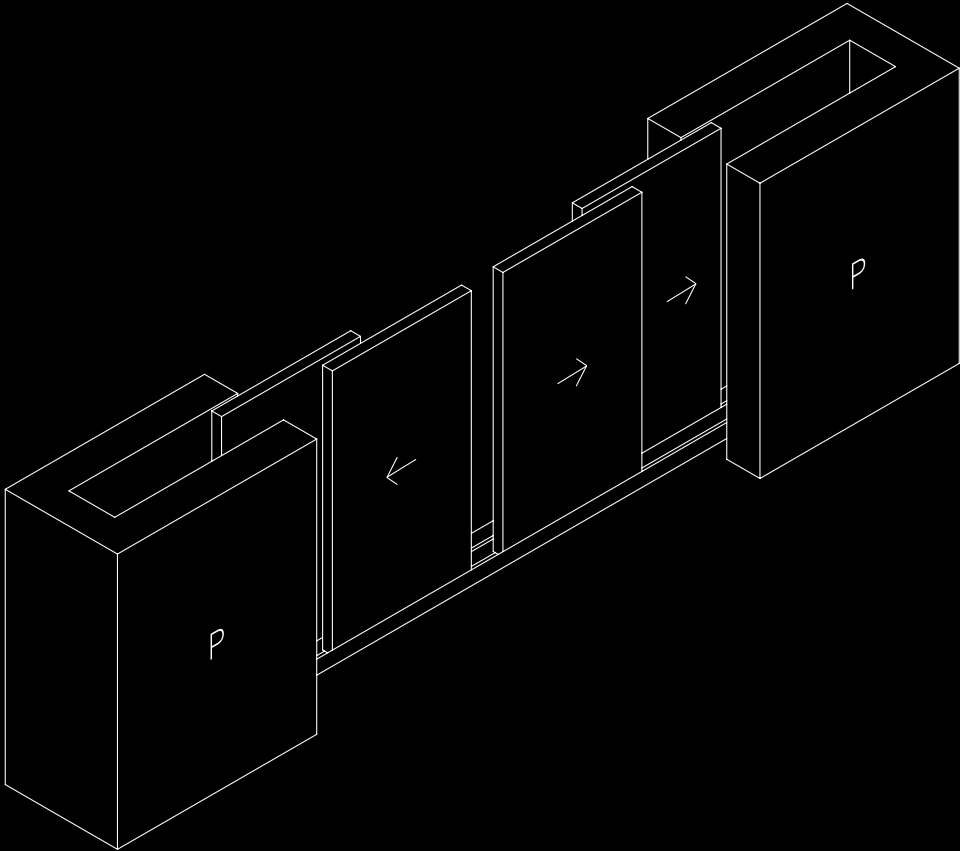
HORIZONTAL SECTION
SCALE 1:5



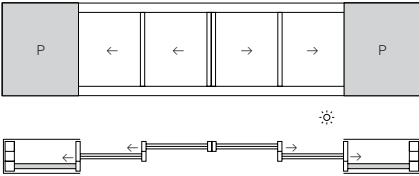
VERTICAL SECTION
SCALE 1:5



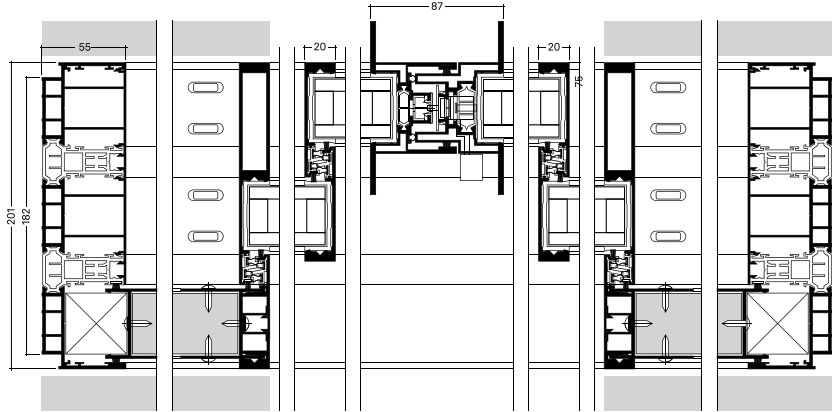
SLIDING POCKET
BIRAIL



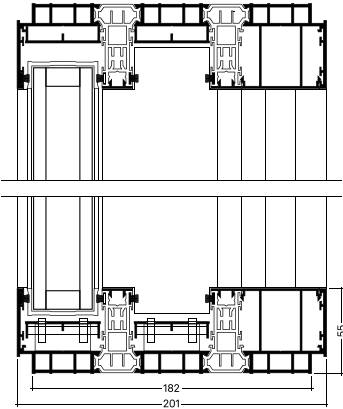
SLIDING POCKET
BIRAIL




HORIZONTAL SECTION
SCALE 1:5

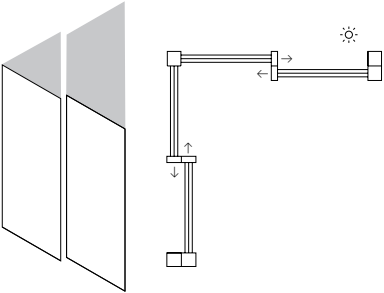


VERTICAL SECTION
SCALE 1:5

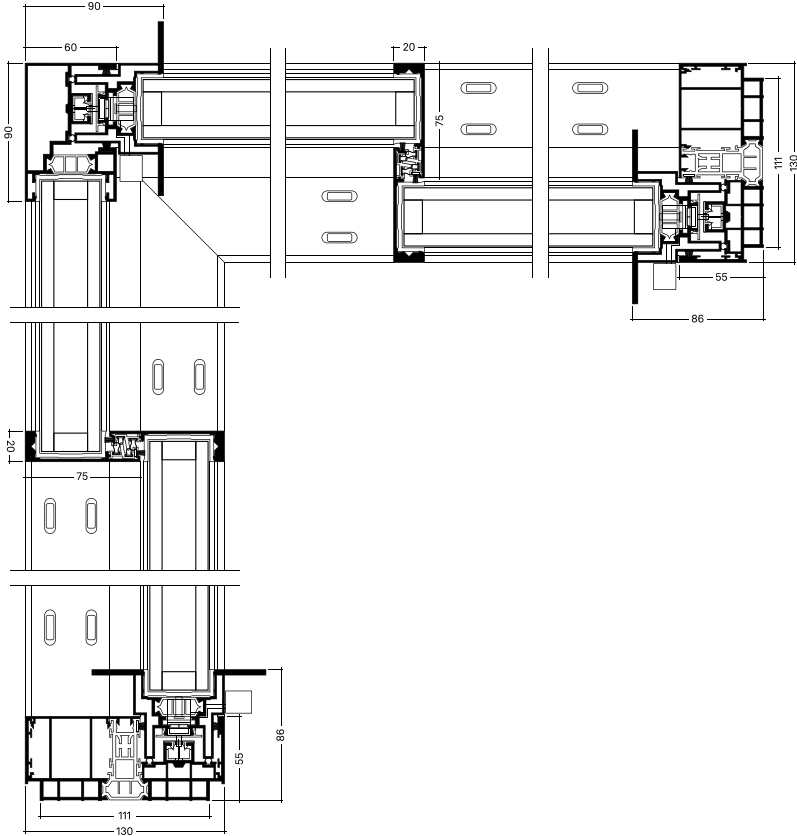





SLIDING CORNER
BIRAIL



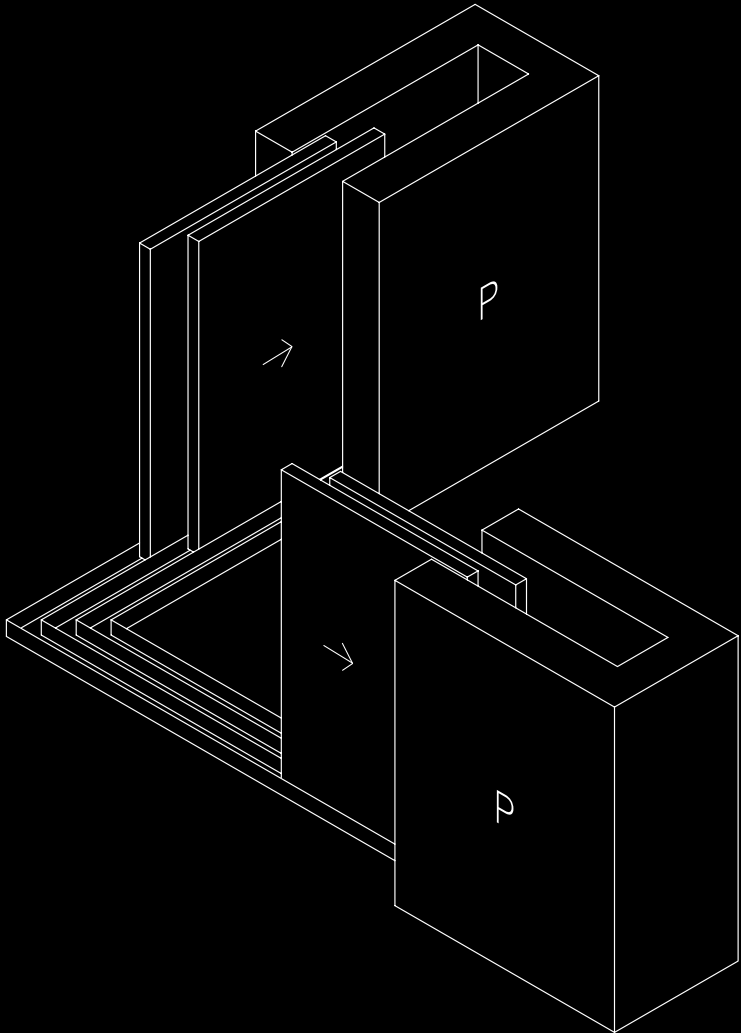
HORIZONTAL SECTION
SCALE 1:5



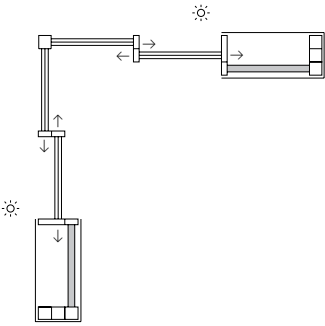
VERTICAL SECTION
SCALE 1:5



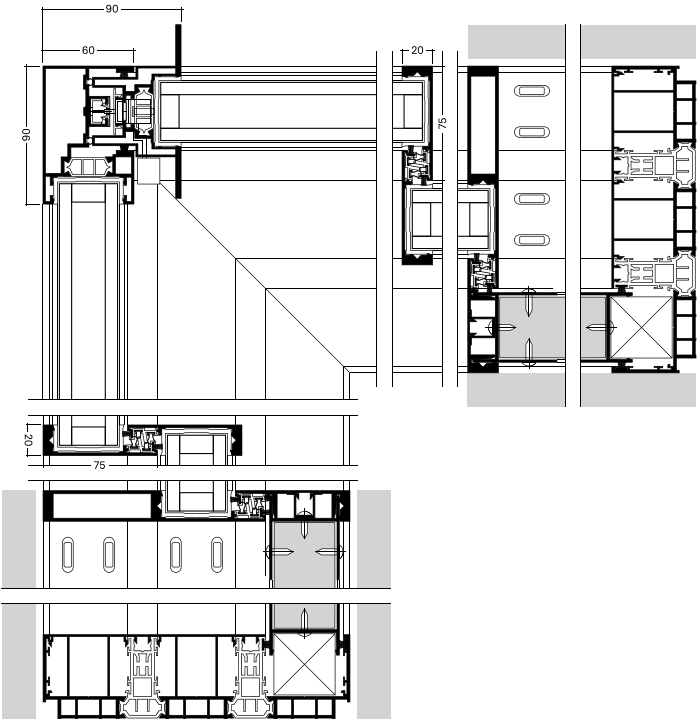
SLIDING CORNER POCKET
TRIRAIL



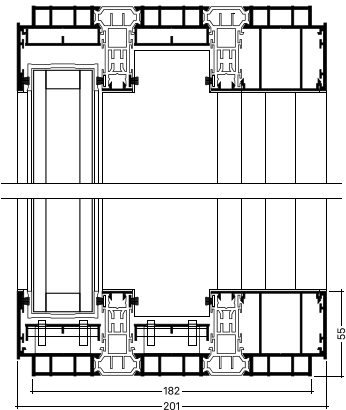
SLIDING CORNER POCKET
TRIRAIL



HORIZONTAL SECTION
SCALE 1:5



VERTICAL SECTION
SCALE 1:5






CUSTOMISATION


COLOUR

LYRICAL frames are crafted and finished to meet the highest European standards. Their anodised and powder-coated surface finishes adhere to the rigorous QUALANOD, QUALICOAT, and QUALIMARINE certifications, ensuring durability, weather resistance, and long-lasting beauty.


LACQUERED




CREAM
RAL 9110 MATE




METALLIC BEIGE
RAL 1035




ALUMINUM GRAY
RAL 9007



BASALT GRAY
RAL 7012 MATE



COAL
RAL 7016 MATE



BLACK
RAL 9005 MATE

TEXTURED



MARRON D' INDE



MARS



BLUE 600 SABLÉ



GRIS 900 SABLÉ



NOIR 200 SABLÉ



NOIR 900 SABLÉ

ANODISED



SATIN NATURAL



SATIN GOLD



SATIN LIGHT BRONZE



SATIN MEDIUM BRONZE



SATIN DARK BRONZE



SATIN BLACK

MODULAR
MULTI-POINT
LOCK

The multi-point locking system combines advanced security with functionality. Its modular design allows the central lock to be easily upgraded to a multi-point lock (with 3 or more locking points) by adding extensions, each equipped with adjustable hook bolts, designed for compatibility with extra-tall windows.


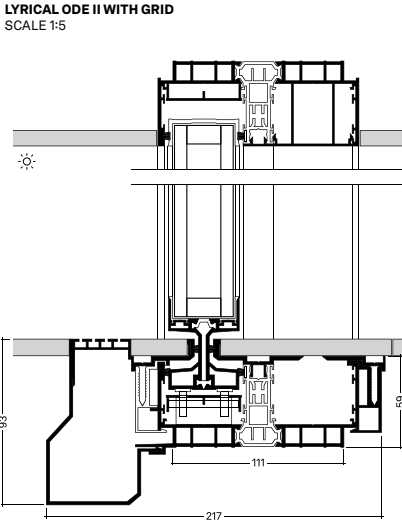

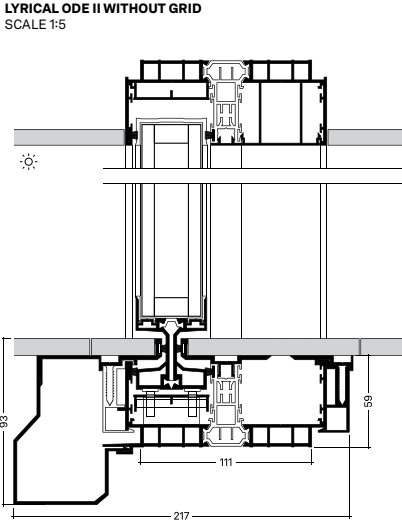

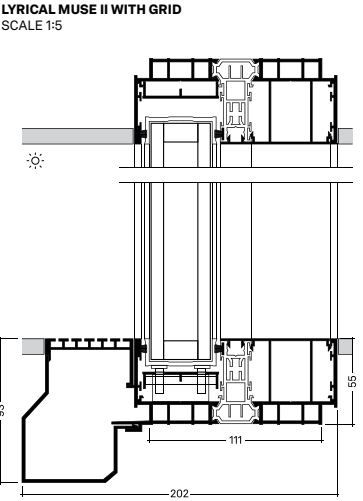

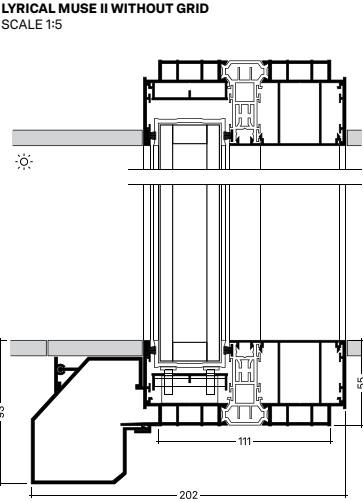
The operation is driven by a unique Prismatic Block, a precision-machined component crafted from a solid aluminium block. This block slides vertically within the faceplate, controlling the smooth opening and closing of the leaf by moving the hook bolts up and down.

Beyond its technical innovation, the Prismatic Block stands out with its prestigious design and customisable finish. It can blend seamlessly or contrast with the aluminium profiles, adding a sophisticated touch to the system.



INTEGRATED DRAINAGE SYSTEM

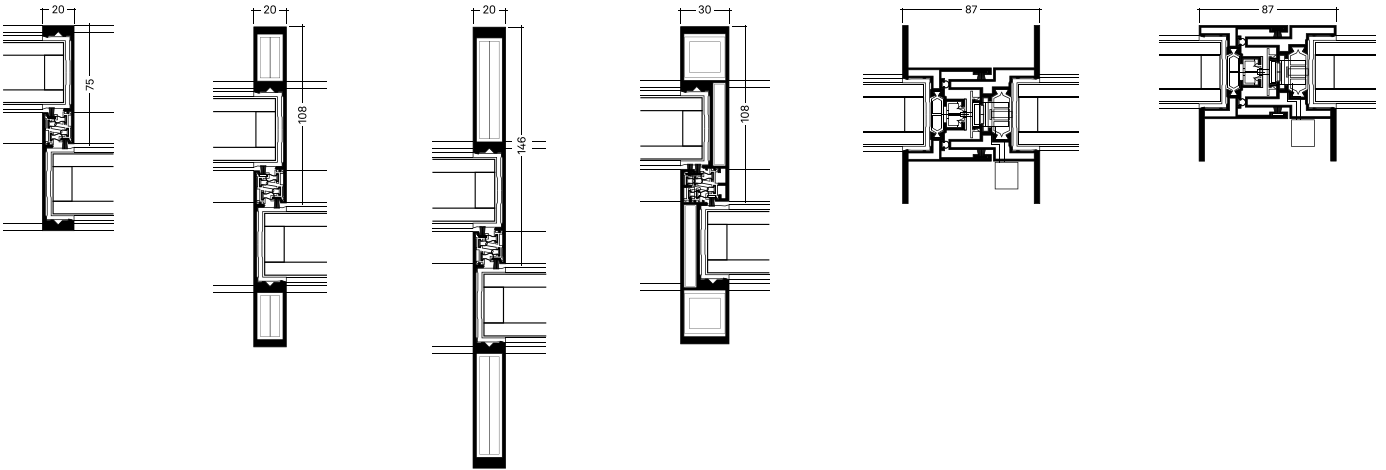
The Threshold Drainage offers an innovative and optional approach to achieving a simplified and efficient drainage system with improved capacity. It ensures leakage prevention and provides a flawless level finish that aligns seamlessly with the sliding door tracks.



INTERLOCK
SYSTEMS

At LYRICAL, we offer a range of customisable interlocks to suit your specific needs. Whether you prioritise sleek design, preferred opening style, or enhanced wind load protection level, our solutions are tailored to deliver style, functionality, and security.

The interlock profiles, positioned at the meeting point of sliding glass panels, offer a range of premium aesthetic customisation options. One option is to integrate a front-facing opaline acrylic panel with backlit illumination. Additionally, selected profile areas can be enhanced with decorative overlays made from bamboo, bronze, and polished stainless steel. For an even more refined appearance, the aluminium surfaces can feature multiple finishes: for example, the front face is polished to a high-gloss shine, while the remaining surfaces are finished in anodised aluminium.



BAMBOO



CHROME



ILLUMINATED

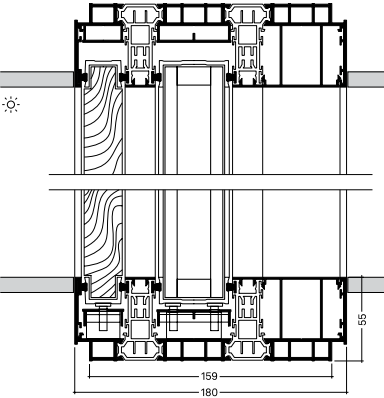


SLIDING SHUTTERS

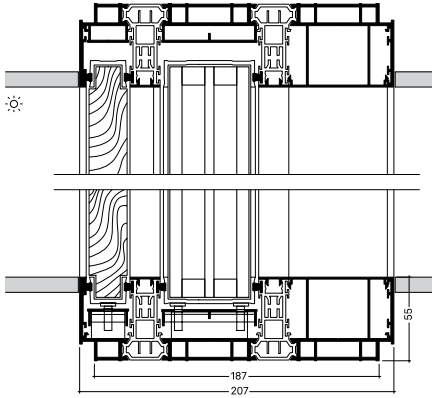
Sliding shutters are a versatile and sophisticated solution that can be integrated into an additional external track, ideal for modern spaces. This system offers three main functions: solar control, ensuring greater energy efficiency and thermal comfort; privacy, providing a protected environment whenever necessary; and security, with an additional layer of protection against intrusion.

Customization options include solid panels for full coverage or ripped panels to control light and ventilation, different thicknesses to meet aesthetic and functional needs, and high-quality materials such as wood, composites or metal. Combining design, functionality and security, the sliding shutters increase the comfort and protection of any space.

LYRICAL MUSE II WITH A SLIDING SHUTTER
SCALE 1:5



LYRICAL MUSE III WITH A SLIDING SHUTTER
SCALE 1:5



GRP PROFILE

LYRICAL features a customisable GRP (glass-reinforced polymer) profile that can be applied to both double—and triple-glazed glass. This "U"-shaped profile is embedded into the window frame and bonded with high-performance structural silicone, ensuring excellent adhesion, high strength, and low thermal conductivity.

LYRICAL provides various customisation options, including special powder-coating finishes in any colour and chrome or gold finishes, all with high-quality lacquering for enhanced durability and aesthetics.

These custom options allow for a distinctive, elegant detail in all window types, whether sliding or fixed, perfectly blending design and performance.



GOLD GRP PROFILE



SILVER GRP PROFILE



COLOUR GRP PROFILE



MUSE SERIES



ODE SERIES



MOTORIZATION

We present two advanced motorization solutions for sliding windows, adapted to different needs:

LYRICAL HYBRID DRIVE

High-performance motor for sheets up to 600 kg, with an innovative magnetic clutch that allows manual use without disengaging. Ideal for intensive use, it combines durability and low maintenance.

LYRICAL DUAL DRIVE

Robust motor for sheets up to 2000 kg, with magnetic brake (electromagnet) that eliminates the need of mechanical closures. Perfect for large dimensions and demanding use.

Both systems are compatible with KNX home automation, activated by controls, push buttons or access control. They operate at 24VDC, with free voltage peripherals, and include anti-crush detection and can integrate radar sensors for greater safety.

- 1

LOWER RIM HEIGHT
- 2

UPPER RIM HEIGHT
- 3

RIM WIDTH
- 4

MINIMUM HEIGHT FOR MOTOR INSTALATION
- 5

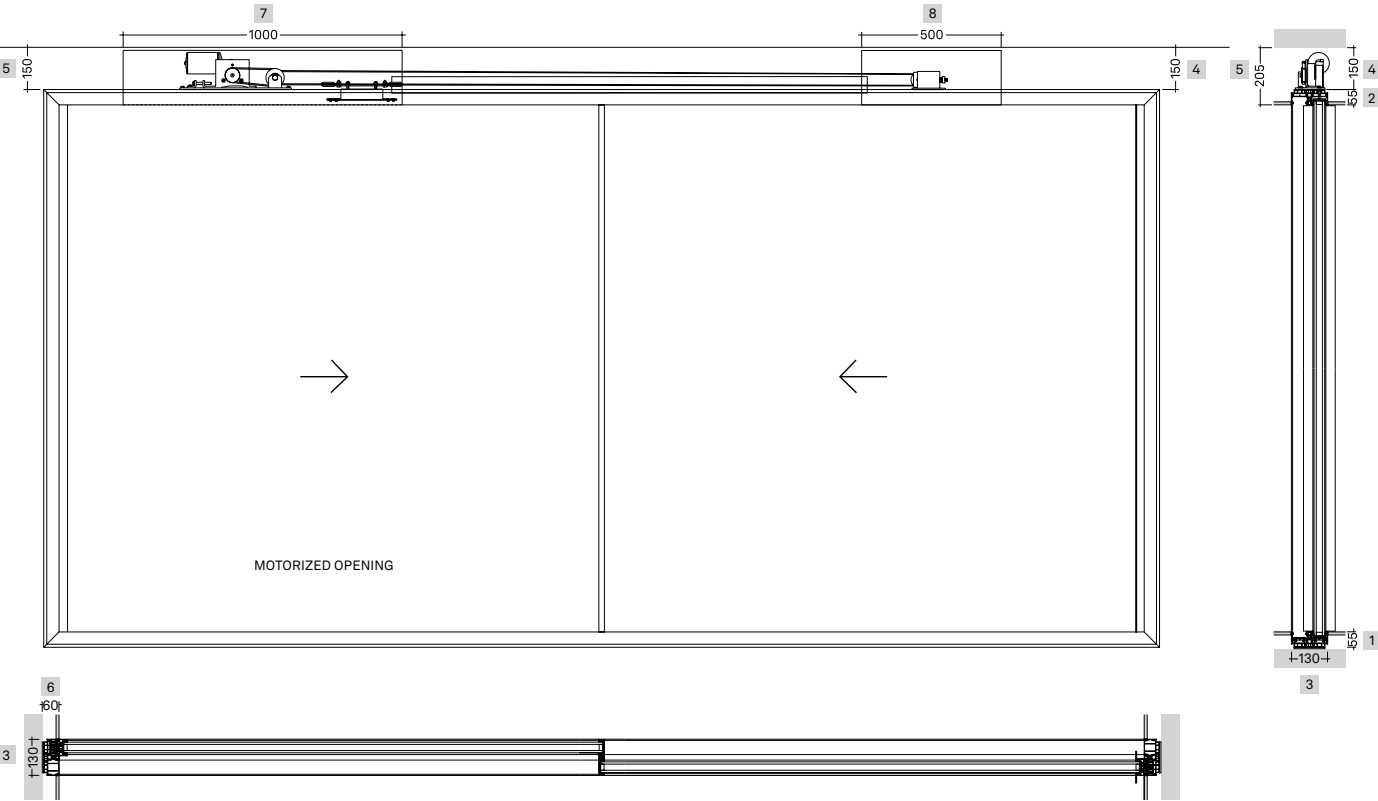
MINIMUM HEIGHT FOR MOTOR INSTALATION ABOVE UPPER FINISH
- 6

RIM DEPTH + WEDGE (FRAME)
- 7

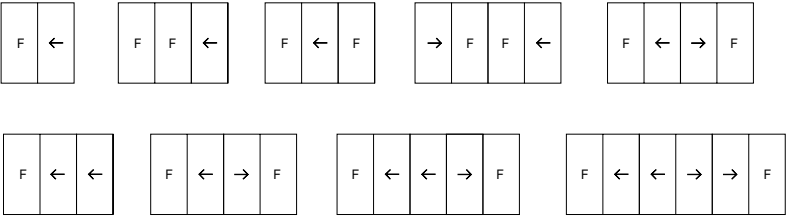
UPPER ACCESS TO THE MOTOR FOR MAINTENANCE
- 8

UPPER ACCESS TO TIGHTENER FOR MAINTENANCE

SCALE 1:25



TYPES OF
MOTORIZED OPENINGS



A BYSTEEL FS BRAND



RUA DE PITANCINHOS, S/N
4711-911 PALMEIRA, BRAGA
(+351) 253 307 204
GERAL@LYRICAL-DESIGNWINDOWS.COM

INSTAGRAM.COM/ LYRICAL-DESIGNWINDOWS
LINKEDIN.COM/ LYRICAL-DESIGNWINDOWS
LYRICAL-DESIGNWINDOWS.COM